





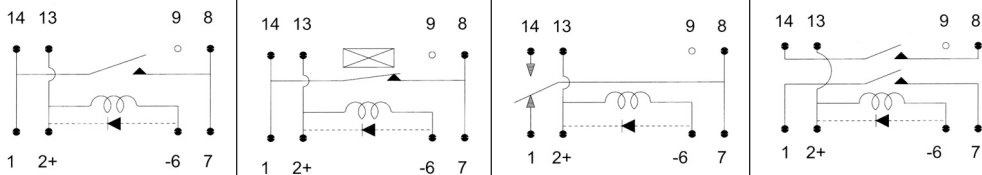
Reed relay

	D1AXX1000			D1BXX1000			D1CXX1000			D2AXX1000		
												
Contact Form	SPST-NO			SPST-NC			SPDT-CO			DPST-NO		
Contact Resistance	100 m Ω max. initial			100 m Ω max. initial			150 m Ω max. initial			100 m Ω max. initial		
Insulation Resistance	10 ¹¹ Ω min.			10 ¹¹ Ω min.			10 ⁹ Ω min.			10 ¹¹ Ω min.		
Power	10 VA max.			10 VA max.			3 VA max.			10 VA max.		
Switching Voltage	200 VDC max.			200 VDC max.			100 VDC max.			200 VDC max.		
Switching Current	0.5 Amps max.			0.5 Amps max.			0.25 Amps max.			0.5 Amps max.		
Minimum Breakdown Voltage	500 VDC between coil & contact			500 VDC between coil & contact			500 VDC between coil & contact			500 VDC between coil & contact		
Nominal Voltage (VDC)	5	12	24	5	12	24	5	12	24	5	12	24
Coil Resistance ±10% (V)	500	1000	2150	500	1000	2150	200	500	2150	140	500	2150
Must Operate (VDC)	3.75	9	18	3.75	9	18	3.75	9	18	3.75	9	18

Features

- Molded epoxy body
- Dip type construction with the same terminal pitch as ICs or TTLs simplifies PC board designing. In addition, the high sensitivity allows direct driving by TTL, etc.
- Automatic Insertion compatible
- Sealed construction permits automatic flow soldering and cleaning
- Diode and Magnetic shield are available
- XX is nominal voltage option

Circuit Schematic
Top View



External Dimension
and PCB Layout
Unit: mm

